

LAPAROSCOPE DF

GENERAL DEPARTMENT

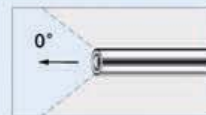


ESSE 3 Via Garibaldi 30
 14002 Castelnuovo D.B.(AT) – I
 tel +39 011 99 27 706
 fax +39 011 99 27 506
 e-mail esse3@chierinet.it
 web : www.4ci.com



J0803 30° Laparoscope Φ10mm, 325mm

	<p>J0800 0° Laparoscope Φ10mm, 325mm</p>
	<p>J1830 30° Laparoscope Φ5mm, 290mm</p>
	<p>J1800 0° Laparoscope Φ5mm, 290mm</p>



FEATURES OF LAPAROSEOPE

- ◆ Hopkins rod lenses are used in the optic system, large, clear, and bright field of view.
- ◆ The illness can be observed directly through the laparoscope, and also observed through the pick-up head by connecting the through the monitor by removing the eyepiece cover and making the pick-up head connect to the screw of the eyepiece.
- ◆ The connector of light cable of the laparoscope can be matched with the adapter, make the laparoseope not only be connecedt with optic light cable ESSE 3 , but also with Storz, Wolf or the other foreign company's products .
- ◆ A reducer is also supplied for the connecting of optic light cable and light source, can connecting with light source of ESSE 3 ,but also connecting with Storz, Wolf and the other foreign company's products.
- ◆ The laparoseope with the “ autoclave ” mark is autoclavable.

VERESS NEEDLE AND TROCAR

 <p>D4610 Veress needle L100mm</p>	 <p>D4612 Veress needle L120mm</p>
---	--

	<p>D4560 Trocar cannula Φ6.6mm D4562 Trocar, conical tip Φ5.5mm</p>
---	---

	<p>D4520 Trocar cannula Φ11.3mm D4552 Trocar, conical tip Φ10mm</p>
---	---

	<p>D4560 Trocar cannula Φ6.6mm D4561 Trocar, pyramidal tip Φ5.5mm</p>
--	---

	<p>D4560 Trocar cannula Φ11.3mm D4561 Trocar, pyramidal tip Φ10mm</p>
---	---

	<p>D4563 Protect trocar Φ5mm</p>
---	--

	<p>D4566 Protect trocar Φ10mm</p>
---	---

 <p>D4701 Reducing cannula Φ10~Φ5</p>
--

 <p>D4701B Reducing cannula L80mm</p>
--

DISSECTING FORCEPS

The main purposes are use for making the tissues apart in the course of operation.



D5001B
Dissecting forceps
rotating 360°
Φ5mm, 330mm

	D5001B Dissecting forceps rotating 360° Φ5mm, 330mm		D5003B 3° Dissecting forceps rotating 360° Φ5mm, 330mm
	D5004B 30° Dissecting forceps rotating 360° Φ5mm, 330mm		D5002B Double action scissors, straight rotating 360° Φ5mm, 330mm
	D5002B Double action scissors, curved rotating 360° Φ5mm, 330mm		D5303B Half-action mini-scissors rotating 360° Φ5mm, 330mm
	D5304 Half-action scissors straight rotating 360° Φ5mm, 330mm		D5305 Half-action scissors curved rotating 360° Φ5mm, 330mm

INSULATED FORCEPS

They are used for clamping coagulation hemostasia, grasping and insensitive dissection in the course of operation.





D6501B
Insulated grasping forceps
rotating 360°
Φ5mm, 330mm


D6502B 3° Insulated grasping forceps rotating 360° Φ5mm, 330mm	D6503B 30° Insulated grasping forceps rotating 360° Φ5mm, 330mm	D5019 90° Insulated grasping forceps rotating 360° Φ5mm, 330mm	D5037 Left curved half scissors, insulated rotating 360° Φ5.5mm, 330mm


CHOLECYST GRASPING FORCEPS


The main purposes are used for clamping and fixing the cholecyst and the other tissues in the course of operation and taking out the cut ill tissues.


	<p>D5014 Biopsy grasping forceps rotating 360° Φ 10mm, 330mm</p>
--	---


	<p>D5002 2 × 3Teeth claw forceps rotating 360° Φ 10mm, 330mm</p>
--	---

	<p>D5010B Choleystic arc grasping forceps rotating 360° Φ 5mm, 330mm</p>
---	---

	<p>D5011B Grasping forceps, cholecyst arc shape rotating 360° Φ 10mm, 330mm</p>
--	--

	<p>D5012 Atraumatic forceps with flat tip (U shape spring handle) Φ 5mm, 330mm</p>
--	---

	<p>D5012 Atraumatic forceps with flat tip (U shape spring handle) Φ 5mm, 330mm</p>
---	---

	<p>D5017 Spring teeth forceps Φ 5mm, 330mm</p>
--	---

Ligation clip

Used in the a knot during in operation.

	<p>D5020 Ligation clip Φ 5mm, 342mm</p>
--	--

	<p>D5940 Dividing instrument Φ 5mm, 330mm</p>
--	--





INSULATING ELECTRODE

mainly used in dissecting and separating biopsy, clamping coagulation and insensitivity Dissection.

		D6401 Electro-hook, L style Φ5mm, 330mm D6404 Shape right angle electro-hook Φ5mm, 330mm	
	D6403 Coagulator Φ5mm		D6402 Electro-spatula Φ5mm
	D6408 Electro needle Φ5mm, 330mm		D6407 Coagulation knife Φ5mm, 330mm

CLIP APPLIER

Mainly used in clipping titanium clips so as to ligature blood vessels and ball bladder vessel.

		D5005 Clip applier	
		D5006B Clip applier (Double-action style) Φ10mm, 330mm	
	D5801 Titanium clip		Windtight Cap (Φ10mm, Φ5mm)

SUCTION UNIT

Single tube and duple channel suction unit can use with peritoneum blear QXQ-1000 to wash, make a suction and adjust frequently.

	<p>D4403 Irrigation suction apparatus Φ5mm, 330mm</p>
	<p>D4403A Irrigation suction apparatus Φ5mm~Φ10mm, 330mm</p>

NEEDLE HOLDER

Used in clipping straight and little curved needle during in operation.

	<p>D5301 Needle holder Φ4.2mm, 320mm</p>
	<p>D5033 Needle holder Φ5mm, 330mm</p>

OPERATING LIFTING HOOK , CHOLELITH COLLECTOR AND DIVIDING INSTRUMENT


	<p>D5930 Operating lifting hook Φ8.7mm, 245mm</p>
	<p>D4715 Cholelith collector Φ15mm, 330mm</p>
	<p>D4720 Cholelith collector Φ20mm, 330mm</p>

LIFTING UTERINE INSTRUMENT , UTERINE CERVICAL FORCEPS


Used in divide uterus to make the field of vision clear and to observe all kinds of biopsy in pelvis.



D5041
Lifting uterine instrument
(head adjustable)
30° ,45°



D5042
Uterine cervical forceps



D5902
Three leaf board
Φ 10mm



1 Connecting to ESSE 3 light guide cable
Connecting to OL YMPUS light guide cable
Connecting to OL STORZ light guide cable
2 Connecting to OL ACMI light guide cable
3 Connecting to OL WOLF light guide cable



D8413
HF cord



U8724 Light cable 2m
1.Connecting to ESSE 3 fountain
Connecting to WOLF fountain
2.Connecting to STORZ fountain